


God is ...



God is...

This series aims to explore the many words that finish the sentence God is... Listed below are just some of the many. We hope that this will develop children's understanding of God and the many faces of his Character.

1. Introduction

To begin

Write the words **God is**... on a whiteboard or large piece of paper. Tell the children you need their help to finish a sentence. Tell them that there are many possible answers so nobody will be wrong. Show them the words and ask for their response, as they give you their answers write them on the whiteboard or sheet or paper.

Pause for thought

Ask the children to sit quietly with their eyes closed and read to them the list of words they have given to you giving them time to create images in their minds.

God is... because...

Now ask the children why or how they know God is.....what they have said He is. Encourage them to talk about Bible stories illustrating His character, sentences in prayers, things Jesus said, words of songs etc

Prayer

Have ready a long string or bootlace and some large beads or cotton reels. Make a prayer necklace! Ask the children to pray with their eyes open. For your prayers say thank you to God for each of the things He is e.g. Thank you God for being Love. Thank you God for being our Father. Thank you God for being brilliant. As you say each thank you thread a bead or reel onto the string. When you have finished the list end the prayers by thanking God that He is all around us and tie a knot in the string so it becomes a necklace. Ask a child at the front to come and wear the necklace to show everyone. Then use the necklace as part of the display or on the table with the candle or cross etc as the focus for worship

2. God is... love

Make the Connection

Who loves us?

If you are feeling adventurous at the end of the introduction or the day before this worship time ask the children to bring to school a photograph or a drawing of someone who loves them. (Ask the staff to join in too).



To Begin

Ask the children the question who loves you? And then ask them to hold up their pictures so everybody can see and share.

Choose two or three children to stand up and say who it is in their picture and how they know that that person loves them. Explain your own picture and perhaps ask another member of staff to share theirs. These pictures could then be made into a collage for the school hall or entrance.

OR if you haven't asked them to bring a picture just have a discussion with the children about who loves them.

Something Amazing

Have ready the word LOVE written vertically on a whiteboard or in a PowerPoint presentation.

God is love! God loves us!

Tell the children something amazing - God loves us all and he loves us whoever we are and whatever we do. (But explain God doesn't like us to do bad things). How do we know that God loves us? The answer is in the letters that make up the word.

L is for Love the love we give each other and we love one another because God loved us first.

O is for all arOund us like a circle. Ask a child to stand up and put a hula hoop over them and they are surrounded and cannot get out!

V is for foreVer I am with you always to the end of time.

E is for Everyone God knows us before we are born. He knows how many hairs are on our heads and our names are written on the palms of his hands.

Pause for Thought

Ask the children to sit quietly and to think about everything that has been done and said. While they are quiet talk through the time you have shared - about those who love them and about God who loves them and what each letter stands for.

Prayer

In prayer thank God for his amazing love and thank him for loving us so much.

3. God is...Life

Make the Connection

Have a collection of objects such as a hairdryer, a fan, something that needs a battery without the battery in it, the battery, a Jack-in-the-box, a puppet, a toy with a pull string and anything else you can find! Talk to the children about these objects they all need to be brought to life, they all need some kind of energy to bring them alive. They are 'dead' and when we use them they come 'alive'. We are bringing them alive. God is life he gives life to his creation - people, plants and animals. You could make a collage of pictures showing God is life. Have some cress seeds and plant them on cotton wool etc. In a few days they will be alive. As Christians we believe that God gives life to the seeds.



Story

Jesus died for us but God raised him back to life so that we can have life in heaven with God after we die. Briefly tell the Easter story from Good Friday through to Easter Sunday. Follow this by telling the story of Jesus' appearance to his disciples after his resurrection. Luke Chapt 24.

Pause for Thought

Ask the children to sit and think in the quietness about the Easter story and that Jesus died but God gave him life that we might live.

Prayer

Jesus came to earth so that we may know more about God and his love for us and his friendship with us. Let us pray as a family the prayer that Jesus taught us.


4. God is... peace

Make the Connection

Ask the children what they think peace means. See how their ideas fit with the dictionary definition of peace. Can they think of any situations in the world where the people need peace? Write down their ideas.

Talk

Have a few current newspapers and pick out the stories that the children may have mentioned and others. Why do they need peace? Then move on to - is our school peaceful? Why? Etc.



Pause for thought and prayer

You will need to have ready a large candle, a bag of night lights and some matches.

Candle meditation

Many people light candles as a symbol for peace and we are going to do this now. Ask the children to sit quietly and watch the candles as you talk and light them. Ask the pianist to play some gentle music in the back-ground or use recorded music. Tell the children that God is peace. Light the large candle ask them to imagine that this large candle is God's peace. We are going to share that peace by lighting these other candles using the large one showing that God's peace is shared among everyone. We will remember especially the places that we have mentioned this morning. As you light each of the nightlights from the flame on the large candle pray for God's peace to be with a person or situation. Try and go through the list of ideas that the children gave you in Make the Connection.

Finish by singing Peace Perfect Peace.

5. God is... victory

Make the Connection

Ask the children if they have come first in anything, or achieved much higher than they thought they would in something or if they have persevered and done something that they found very hard e.g. sums. In all these things the success could be described as victory.

Discuss with the children the feelings they have when they are victorious. Put the words 'God is Victory' on a whiteboard and then write these feelings around them.

Story

Tell the story of Joshua and the Battle of Jericho. God gives the victory to Joshua and his army.

Pause for thought

Ask the children to sit quietly and to think of something that they would like to be victorious in e.g. school work, a race, a football match, tests, tying shoelaces, writing their names etc.

Ask them to imagine that there is a wall between them and victory. Then tell them that you are going to count to 7 and when you get to 7 the wall will tumble down and they will be able to go for it!

Prayer

Pray that Our Lord God will make us victorious in all the good things that we are striving to achieve. God is Victory. Amen

6. God is... Creator

Make the connection

Who is good at making things? Ask the children what kind of things they like to make.


Have ready some Lego bricks, a quick jigsaw and some cut out shapes to make a picture (or anything else easy that is appropriate). Ask for

volunteers to come out and make 1) A Lego model. 2) The jigsaw. 3) A picture using the 2D cut out shapes. Give the children 2-3 mins to be creative. While this is happening show the rest of the school a

PowerPoint of pictures of well known people who make or have made things. Introduce them to the children. These pictures are of very

well known people who make things. Here is... and he/she makes... Have 4 or 5 people ready. Now have a look at what your volunteers have created and give them a round of applause.

Follow this by asking the children questions such as, who makes the sky blue? Who makes dandelions yellow? Who taught a spider how to spin his web? Who made elephants with big long trunks? Who makes a caterpillar change into a butterfly? God of course!



Story

The Very Hungry Caterpillar by Eric Carle. Use pictures of the life cycle of a butterfly on a PowerPoint presentation to illustrate the story.

Pause for thought

Focus on the amazing life cycle of the butterfly and quietly go through this cycle with the children creating pictures in their minds. You may be able to find or create some suitable music to accompany this.

Prayer

God is... Creator

Sing "From the Tiny Ant." Come & Praise 79

Or "Who put the colours in the rainbow." Come & Praise 12

Or "When your Father made the World." Come & Praise 73

7. God is wide awake

Make the connection

Who is wide awake this morning? Ask the children what woke them up. Have ready a collection of alarm clocks for a focus display. How do we feel when we are wide awake? Talk through the pattern of the day with them - we get up, have breakfast etc....then story time, suppertime and bedtime. Why do we go to bed at night time? Why do we need sleep? Why is sleep good for us?

Story

Read the children's story 'Peace at last' by Jill Murphy



Talk

God is... wide awake all the time!

Psalms 121:3 "He will not let your foot slip... he who watches over you will not slumber."

Psalms 121:4 "Indeed, he who watches over Israel will neither slumber or sleep."

God is... wide awake all the time! Amazing!

Pause for Thought

Do something different! Make a noise instead of being quiet and do some wide awake exercise! Use some lively Christian music or one of the songs from the hymn book you use or some action songs. E.g. My God is so big. Who's the King of the Jungle.

Prayer

In prayer thank God that he is wide awake all the time watching over us and guiding, protecting, helping, loving, blessing us etc.


8. God is... Caring

Introduction

Explain to the children that you are going to tell them a story that Jesus told to his followers. They will have probably heard the story before but you want them to listen carefully and see if they can tell you what Jesus is telling his followers about God through the story.

Story

The Parable of the Lost Sheep



Pause for thought

What is Jesus telling us about God? Ask the children to think about this and to think about the actions of the shepherd towards his sheep. What do you think? Now ask the children for their ideas, and through the discussion put across the point that God is... caring.

Make the connection

Discussion, who do you care for? Who cares for you? How do you/they show this?

Prayer

Pray God's blessing on the people that care for us and on those we care about. Thank God that he cares for us just like a good shepherd cares for his sheep.

9. God is... Great

Make the Connection

When we call someone 'Great' what do we mean? Hopefully the children will come up with ideas like excellent, fantastic, brilliant, good at something, clever etc. God is.....Great! Why do we think God is great? What has God done/is doing so that we call him Great.

Song/Poem

This is a song you may know it or have it on a modern worship CD so you could sing it or play it or read it as a poem.

God is Great

Chorus

God is great, amazing!
Come, let his praises ring,
God is great, astounding!
The whole creation sings



1. His clothing is splendour and majesty bright,
For he wraps himself in a garment of light.
He spreads out the heavens, his palace of stars,
And rides on the wings of the wind.
2. What marvelous wisdom the Maker displays,
The sea vast and spacious, the dolphins and whales.
The earth full of creatures, the great and the small,
He watches and cares for them all.
3. The rain forest canopies darken the skies,
Cathedrals of mist that resound with the choirs
Of creatures discordant, outrageous, ablaze
In colourful pageants of praise.
4. Above his creation the Father presides.
The pulse of the planets, the rhythm of tides.
The moon marks the seasons, the day follows night,
Yet he knows ev'ry beat of my heart.
5. Let cannons of thunder salute their acclaim,
The sunsets fly glorious banners of flame,
The angels shout 'holy' again and again
As they soar in the arch of the heavens.

Words and Music: Graham Kendrick and Steve Thompson

The images are amazing and you could highlight these in a Pause for thought allowing children time to create the pictures in their minds.


Prayer

Create a prayer with the response we think you are great.

For example -

Dear Father God you
paint the sky blue in the
morning and bright orange and
pink in the evenings.
we think you are great.

Dear Father God you have
created tiny insects, delicate
butterflies, shiny fish and giant whales.
we think you are great.



10. God is... Holy

Make the Connection

Holy is a difficult word to explain but we all have an idea what is meant by it. What is 'holy'? Have a look at the dictionary definition. What sort of things do we call holy? Why are they holy? Have a collection of objects such as Bibles, Icons, crosses, rosary beads, a Madonna statue etc. These are special things that we would take care to look after. God is holy.

Bible Reading

Isaiah 6v 1-4 This describes Isaiah's vision of the Lord. Ask the children to close their eyes and then to create this vision in their minds.

Sing

Teach the children some traditional hymns such as:

Holy, Holy, Holy! Lord God Almighty!

Early in the morning our Song Shall Rise to Thee;

Prayers

This song could be spoken as a prayer

I love you, Lord (Holy is your name) by Mike Day and Dave Bell

I love you Lord with all of my heart.
I love you Lord with all of my soul.
Let all that is within me cry 'Holy is your name'
Let all that is within me cry 'Holy is your name'

I love you Lord with all of my mind
I love you Lord with all of my strength
Let all this is within me cry 'Holy is your name'
Let all this is within me cry 'Holy is your name'

Pause for thought

Worship Time could be concluded with this quote from Psalms

Ascribe to the Lord the glory due to his name;
Bring an offering and come into his courts.
Worship the Lord in the splendour of his holiness;
Tremble before him, all the earth.
Psalm 96: 8 -9

11. God is... protector

Make the connection

Have ready a collection of objects that give protection e.g. a bike helmet, an apron, a shoe, sun cream, goggles etc. Ask the children what the objects have in common, what 'job' do they do.



God is... protector

Introduce the idea that God is our protector. Explain that it doesn't always seem that way when people have accidents it is important to know that God allows man free choice, but many people have said that they have felt that God has protected them from something

Story

This is a story from the Old Testament of God protecting his loyal servant Daniel. Read the story of Daniel in the Lions Den.

Pause for thought

Ask the children to think of how brave Daniel was and how strong his faith in God.

Create an image for them of Daniel in the lions den with God protecting him.

Read Psalm 139 v5 "You are all round me on every side; You protect me with your power."

Prayer

Pray for God's blessing and protection over all the members of your school and community. Thank God for the example He gives us in the Bible of the life of Daniel, of Daniel's great faith and of God's protection.

12. God is... Our Father

Make the Connection

When we say our prayers how do we address God? Discuss this with the children and hopefully they will come up with Our Father. Why do we call God Father? Discuss this with the children.

Jesus said..."I am returning to my Father and your Father, to my God and your God".

John 20v 17.

John 14, 15 and 16 also have many references to Jesus calling God Father, write some on cards and ask volunteers to read them out.

Jesus said "When you pray say: "Father." Luke 11.

Pause for thought

Either sing or play a recording of the song 'Abba Father'

Prayer

The Lord's Prayer

